

DFM Features

Compact Track Machine & RS3400HD D120-S Package

D120-S Package

- Exclusive D120-T Track Loader with RS3400 HD Turbo Saw
- Innovative dual axis saw technology
- Compatibility & performance guaranteed
- Cut's 10" a second
- Optimized 18' cutting height for limb trimming
- 2 speed carrier travel, producing movements speeds up to 10 mph.



Ultimate Track Machine

- Technologically advanced undercarriages and wide tracks provide optimal traction, increased flotation, and unsurpassed track flexibility allowing maximum production in the most extreme terrain
- 8' Lateral saw pivot allows to reach material 12" beyond track width on either side for path construction through dense forests



D120-T Comfort

- Advanced climate control system
- AC/ Heat
- Seat: Adjustable contour seat with built-in operator presence switch, lap bar, and 2- inch wide seat belt.
- Pressurized Cab: prevent's dust, dirt, allergens from entering the work station.
- Premium Radio, phone/MP3 Adapter
- Intuitive controls allow fingertip access to multi-functions.
- Multi-function Display/Indicators



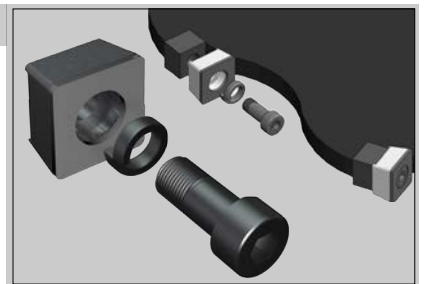
RS3400 HD

- High Speed (2,000 rpms) allows for cutting small or large material.
- High visibility stump grinding function provides low disturbance stump removal 24+" below ground depth
- Integrated hose routing protects hoses in rough work environments



RS3400 HD Blade Technology

- Built of mining grade carbide, the TS3 tooth has a counter sunk bolt and lockwasher, and can be replaced with hand tools.
- The TS3 lasts 500 hours in dirt or sand. It is mounted to precision, 1/2" thick fabricated discs. This ensures the same powerful performance everytime.



Call to schedule a demo today: (405) 542-3520

MORE FEATURES

DFM Specifications

Operating Specifications

- Loader Arm Lift Path: Radial
- Machine Weight without Turbo Saw: 12,255 lbs
- Ground Pressure: 4.3 psi
- Tipping Load: 10,700 lbs
- Operating Capacity @ 50% tipping load: 5,350 lbs
- Travel Speed Low Range: 0-6.3mph
- Travel Speed High Range 0-10 mph

Operator Comfort

- Climate controlled cab
- Sliding and adjustable suspension seat
- Pilot controlled joysticks
- Electronic display
- Sliding windows
- Premium radio
- Impact Resistant door with quick release
- Back-up Camera

Engine Specifications

- Cummins® Turbo Diesel
- 4 cylinders, 120 HP, 360 Ft. lbs. Torque
- Cooling System: Liquid Cooled, Hydraulically driven fan.
- Emissions: Tier 4 Final

Undercarriage Specifications

- Undercarriage Type: Fully Suspended
- Posi-Track™
- Undercarriage Suspension: Independent Torsion Axles
- Track Type: Rubber embedded with Non-Stretch cords.
- Ground Pressure: 4.3 psi
- Track Width: 20"
- Length of Track on Ground: 72.5"



Hydraulic Power to Turbo Saw

- 107.7 HHP (45 GPM, 4,060 PSI)

Turbo Saw RS3400HD

- Push Button Swing feature: Yes
- Push Button Rotate feature: Yes
- Stump Grinding Blade: Yes
- Blade Diameter: 34"
- Blade Thickness : 1/2" Thick
- Number of Teeth: 25 - TS3 Carbide Teeth
- Cut Depth (One Pass) 20"
- Maximum Diameter Stump: 34"
- Cutting Rate: 6 - 10" Per Second
- Dimensions (L x W x H) 86" x 46" x 48"
- Weight: 1,300 lbs.

Compact Track Machine & RS3400HD D120-S Package Dimensions



GUARANTEED PERFORMANCE